

# OPTIMAL SETTINGS FOR QUALITY PRINT PRODUCTION WHEN TRANSPARENCY IS USED IN ADOBE SOFTWARE.

For more information on working with transparency and other related topics please visit the Adobe website.

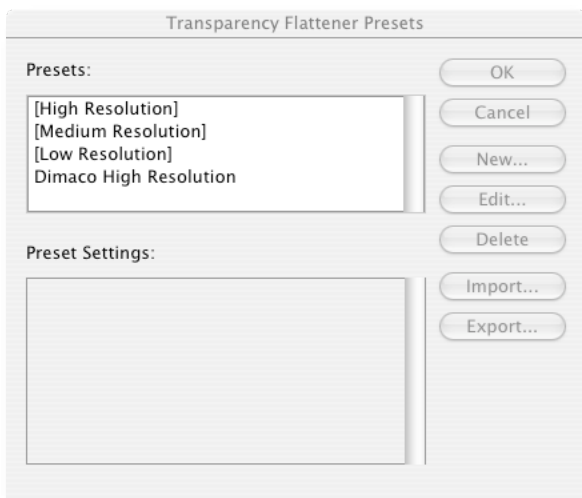


SETTINGS FOR ADOBE ILLUSTRATOR CS1 & 2

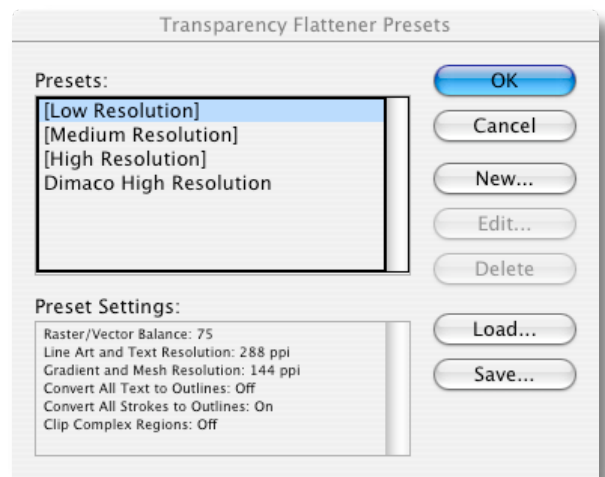


SETTINGS FOR ADOBE INDESIGN CS1 & 2

## Creating a NEW Preset

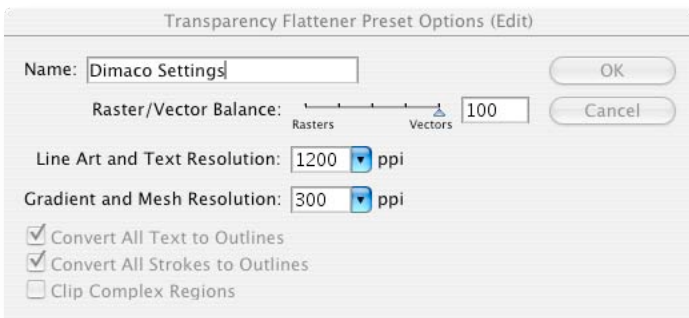


TRANSPARENCY FLATTENER PRESET WINDOW



TRANSPARENCY FLATTENER PRESET WINDOW

Change the settings to match those shown here. Once these settings have been made you may save the settings and use them when creating PDF's or saving as EPS.



WINDOW 2 SHOWING THE CORRECT SETTINGS.



WINDOW 2 SHOWING THE CORRECT SETTINGS.

